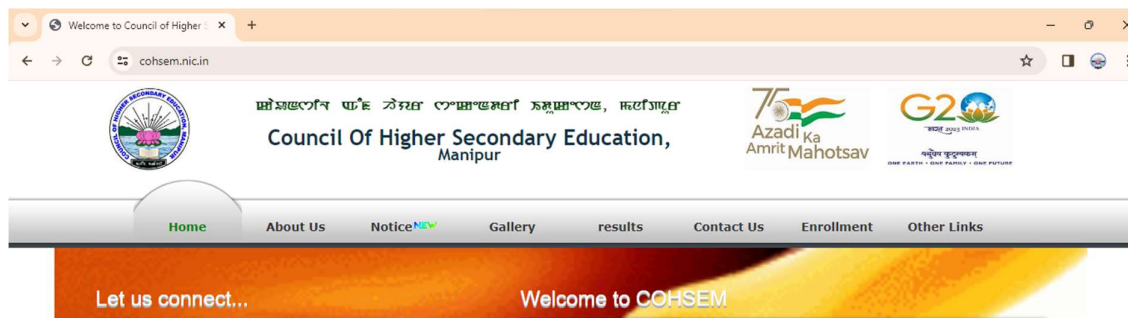


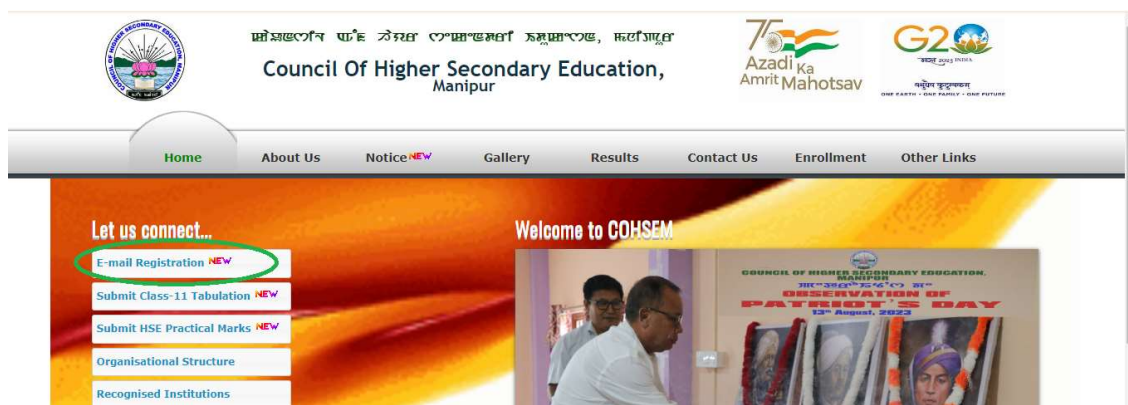
User Manual

E-mail Registration:

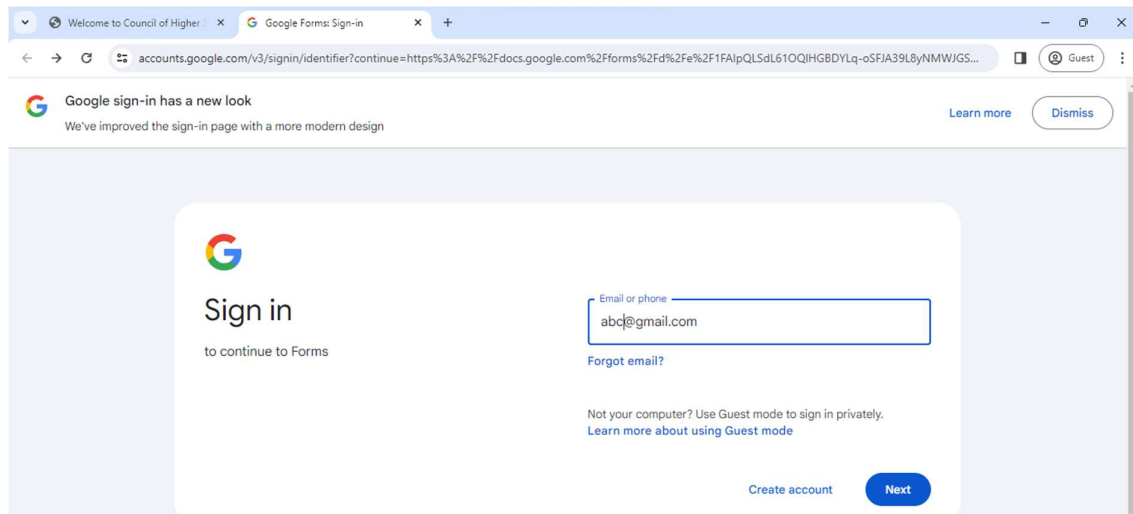
Step-1: Open the COHSEM's website, <https://cohsem.nic.in/> from the browser.



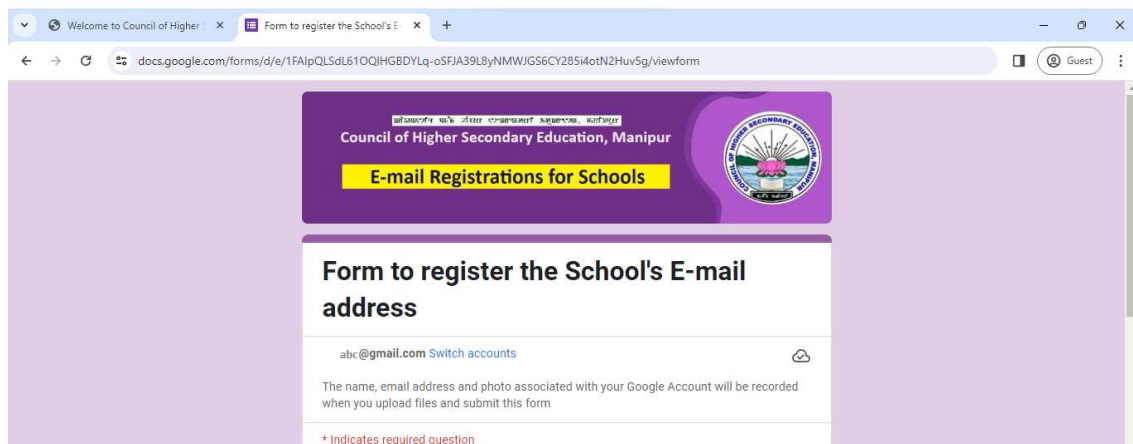
Step-2: Click the Link “E-mail Registration” on the COHSEM’s home page.



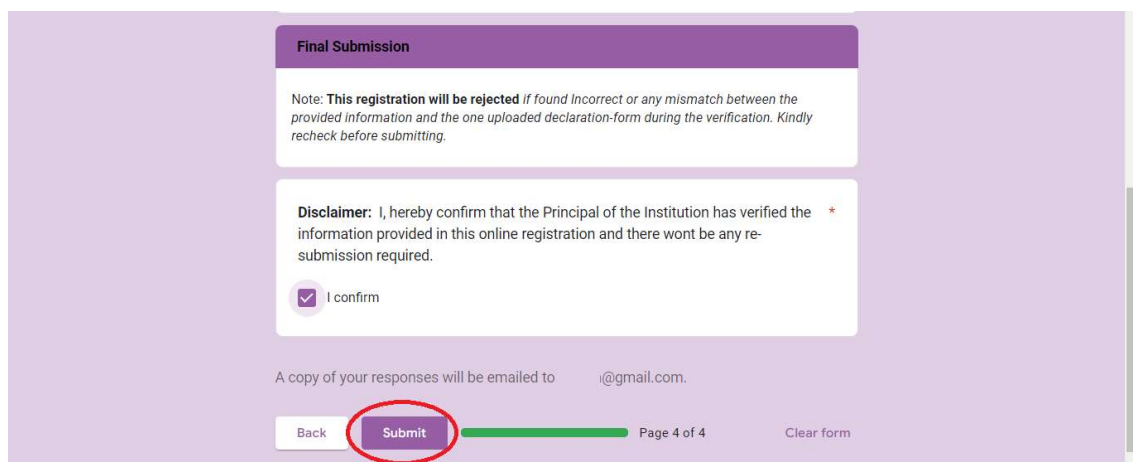
Step-3: A new window will open, prompting you to sign in to a Gmail account. Provide your Gmail along with the password and sign-in. If your browser is already signed in to a Gmail account. This window will not be seen.



Step-4: The below page will be open to fill in the details



Step-5: Fill out the Form and keep going Next to finally Submit at the page shown below.



To submit Class-11 Tabulation:

Step-1: Open the COHSEM’s website, <https://cohsem.nic.in/> from the browser.

Step-2: Click the Link “Submit Class-11 Tabulation” on the COHSEM’s home page.



Step-3: A new page will open. Follow the instructions to submit the required digital artifact.

To submit Class-12 HSE Practical Marks:

Step-1: Open the COHSEM’s website, <https://cohsem.nic.in/> from the browser.

Step-2: Click the Link “Submit HSE Practical Marks” on the COHSEM’s home page.



Step-3: A new page will open. Follow the instructions to submit the required digital artifact.